

# FUND UPDATE

## Maritime KiwiSaver Scheme – Balanced Fund for the year ended 31 March 2019

This fund update was first made publicly available on 5 July 2019.

### WHAT IS THE PURPOSE OF THIS UPDATE?

This document tells you how the fund has performed and what fees were charged. The document will help you to compare the fund with other funds. The Trustees of the Maritime KiwiSaver Scheme prepared this update in accordance with the Financial Markets Conduct Act 2013.

This information is not audited and may be updated.


### DESCRIPTION OF THIS FUND

Invests in a wide range of assets, about 63% comprising growth assets such as shares and 37% comprising income assets such as bonds and cash. Suited to longer-term investors who want a diversified portfolio of assets with a high exposure to shares and other growth assets and are willing to accept more ups and downs than can be expected from the Conservative Portfolio.

Total value of the fund	\$11,295,124
Number of investors in the fund	241
The date the fund started	21 April 2016

### WHAT ARE THE RISKS OF INVESTING?

Risk indicator for the fund:



The risk indicator is rated from 1 (low) to 7 (high). The rating reflects how much the value of the fund's assets goes up and down. A higher risk generally means higher potential returns over time, but more ups and downs along the way.

To help you clarify your own attitude to risk, you can seek financial advice or work out your risk profile at: [www.sorted.org.nz/tools/investor-kickstarter](http://www.sorted.org.nz/tools/investor-kickstarter).

Note that even the lowest category does not mean a risk-free investment, and there are other risks that are not captured by this rating.

This risk indicator is not a guarantee of a fund's future performance. The risk indicator is based on the returns data for 5 years to 31 March 2019. While risk indicators are usually relatively stable, they do shift from time to time. The risk indicator will continue to be updated in future fund updates.

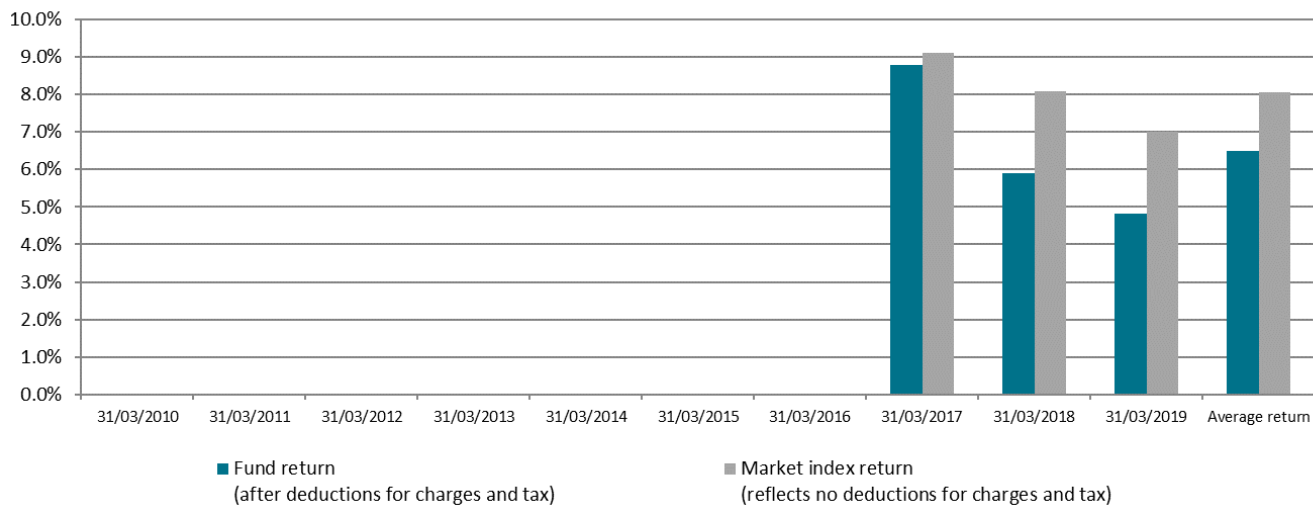
See the product disclosure statement (PDS) for more information about the risks associated with investing in this fund.

## HOW HAS THE FUND PERFORMED?

	Average over past five years	Past year
Annual return (after deductions for charges and tax)	6.50%	4.86%
Annual return (after deductions for charges but before tax)	7.65%	5.90%
Market index annual return (reflects no deduction for charges and tax)	8.06%	7.00%

The market index return is the strategic asset allocation weighted benchmark index return, where the benchmark indices are defined in the Statement of Investment Policy and Objectives. Additional information about the market index is available on the scheme register at: <https://www.companiesoffice.govt.nz/disclose> search for Maritime KiwiSaver Scheme.

## ANNUAL RETURN GRAPH



This shows the return after fund charges and tax for each of the last three years ending 31 March. The last bar shows the average annual return for the last three years, up to 31 March 2019.

Important: This does not tell you how the fund will perform in the future.

## WHAT FEES ARE INVESTORS CHARGED?

Investors in the fund pay fund charges. In the year to 31 March 2019 these were:

	% of net asset value
<b>TOTAL FUND CHARGES</b>	<b>0.89%</b>
<b>Which are made up of:</b>	
<b>TOTAL MANAGEMENT AND ADMINISTRATION CHARGES</b>	<b>0.89%</b>
<b>Including:</b>	
Manager's basic fee	<b>0.30%</b>
Other management and administration charges	<b>0.59%</b>
<b>TOTAL PERFORMANCE BASED FEES</b>	<b>0.00%</b>
	Dollar amount per investor
<b>OTHER CHARGES</b>	<b>Nil</b>

Small differences in fees and charges can have a big impact on your investment over the long term.

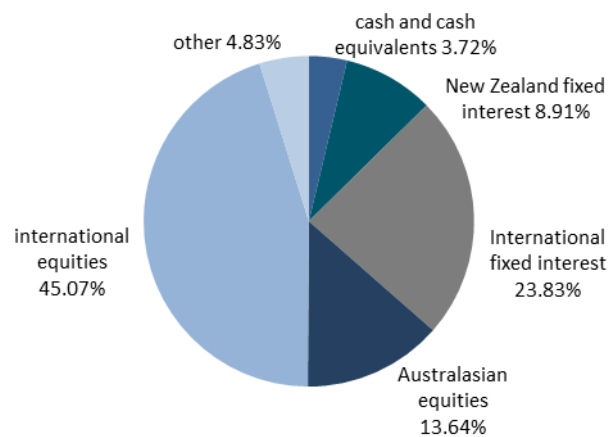
## EXAMPLE OF HOW THIS APPLIES TO AN INVESTOR

Brian had \$10,000 in the fund at the start of the year and did not make any further contributions. At the end of the year, Brian received a return after fund charges were deducted of \$486.00 (that is 4.86% of his initial \$10,000. No other charges were deducted. This gives Brian a total return after tax of \$486.00 for the year.

## WHAT DOES THE FUND INVEST IN?

### Actual investment mix

This shows the types of assets that the fund invests in



### Target investment mix

This shows the mix of assets that the fund generally intends to invest in.

cash and cash equivalents	5.00%
New Zealand fixed interest	9.00%
International fixed interest	23.00%
Australasian equities	13.00%
international equities	45.00%
Other	5.00%

## TOP 10 INVESTMENTS

	Name	% of fund net assets	Type	Country	Credit rating (if applicable)
1	ANZ W/S International Share Fund	31.20%	international equities	NZ	
2	Hunter Global Fixed Interest	16.63%	international fixed interest	NZ	
3	AMP Global Index Share Fund	13.87%	international equities	NZ	
4	AMP Capital NZ Fixed Interest Fund	8.91%	New Zealand fixed interest	NZ	
5	BW Global Opportunistic Fixed Interest Fund	7.21%	international fixed interest	IE	
6	Salt NZ Dividend Appreciation Fund	7.08%	Australasian equities	NZ	
7	AMP Australian Shares Fund	6.55%	Australasian equities	NZ	
8	Nikko Multi-Strategy Fund	4.83%	Other	NZ	
9	AMP Capital NZ Cash Fund	3.72%	Cash and cash equivalents	NZ	
10					

The top 10 investments make up 100.00% of the fund.

Refer to the Statement of Investment Policy and Objectives for more information which is available from:

[www.companiesoffice.govt.nz/disclose](http://www.companiesoffice.govt.nz/disclose).

## KEY PERSONNEL

This shows the directors and employees who have the most influence on the investment decisions of the fund.

	Name	Current position	Time in current position	Previous or other position	Time in previous or other position
1	David Young	Chairman	3 years, 1 months	Chairman, WISF	30 years
2	Joe Fleetwood	Deputy Chairman	3 years, 1 months	Deputy Chairman, WISF	5 years
3	Simon Brodie	Licensed Independent Trustee	3 years, 1 months	Independent Trustee	2 years, 6 months
4					
5					

## FURTHER INFORMATION

You can also obtain this information and some additional information from the offer register at:

[www.companiesoffice.govt.nz/disclose](http://www.companiesoffice.govt.nz/disclose).

## NOTES