

FUND UPDATE

Maritime KiwiSaver Scheme – Growth Fund for the year ended 31 March 2022

This fund update was first made publicly available on 5 July 2022.

WHAT IS THE PURPOSE OF THIS UPDATE?

This document tells you how the fund has performed and what fees were charged. The document will help you to compare the fund with other funds. The Trustees of the Maritime KiwiSaver Scheme prepared this update in accordance with the Financial Markets Conduct Act 2013.

This information is not audited and may be updated.


DESCRIPTION OF THIS FUND

Invests about 20% in bonds and cash with about 80% in shares and other growth assets. Suited to longer-term investors who want a diversified portfolio of assets with a high exposure to shares and other growth assets and are willing to accept more ups and downs than can be expected from the Balanced and Conservative Funds.

Total value of the fund	\$137,676
Number of investors in the fund	2
The date the fund started	1 October 2021

WHAT ARE THE RISKS OF INVESTING?

Risk indicator for the Growth Fund¹:



The risk indicator for the Growth Fund is 5. The risk indicator is rated from 1 (low) to 7 (high). The rating reflects how much the value of the fund's assets goes up and down. A higher risk generally means higher potential returns over time, but more ups and downs along the way.

To help you clarify your own attitude to risk, you can seek financial advice or work out your risk profile at: www.sorted.org.nz/tools/investor-kickstarter.

Note that even the lowest category does not mean a risk-free investment, and there are other risks that are not captured by this rating.

This risk indicator is not a guarantee of a fund's future performance. The risk indicator is based on the returns data for 5 years to 31 March 2022¹. While risk indicators are usually relatively stable, they do shift from time to time. The risk indicator will continue to be updated in future fund updates.

See the product disclosure statement (PDS) for more information about the risks associated with investing in this fund.

HOW HAS THE FUND PERFORMED?

	Past year
Annual return (after deductions for charges and tax)	Not applicable
Annual return (after deductions for charges but before tax)	Not applicable
Market index annual return (reflects no deduction for charges and tax)	-4.20

The market index return is the strategic asset allocation weighted benchmark index return, where the benchmark indices are defined in the Statement of Investment Policy and Objectives. Additional information about the market index is available on the scheme register at: [https://www.companiesoffice.govt.nz/disclose/search/for/Maritime KiwiSaver Scheme](https://www.companiesoffice.govt.nz/disclose/search/for/Maritime%20KiwiSaver%20Scheme).

WHAT FEES ARE INVESTORS CHARGED?

Investors in the Growth Fund pay fund charges. In the year to 31 March 2022 these were:

	% of net asset value
TOTAL FUND CHARGES	0.70%
Which are made up of:	
TOTAL MANAGEMENT AND ADMINISTRATION CHARGES	0.70%
Including:	
Manager's basic fee	0.45%
Other management and administration charges	0.25%
TOTAL PERFORMANCE BASED FEES	0.00%
	Dollar amount per investor
OTHER CHARGES	Nil

Small differences in fees and charges can have a big impact on your investment over the long term.

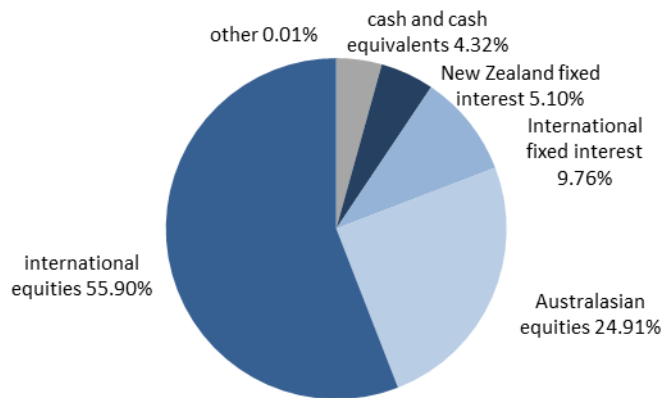
EXAMPLE OF HOW THIS APPLIES TO AN INVESTOR

Brian had \$10,000 in the fund on the first day it commenced and did not make any further contributions. At the end of the year, Brian received a return after fund charges were deducted of -\$381 (that is -3.81% of his initial \$10,000. No other charges were deducted. This gives Brian a total return after tax of -\$381 for the six months.

WHAT DOES THE FUND INVEST IN?

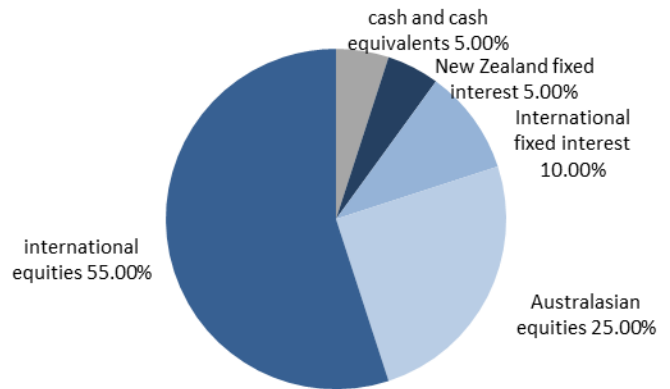
Actual investment mix

This shows the types of assets that the fund invests in.



Target investment mix

This shows the mix of assets that the fund generally intends to invest in.



Other includes the investment in the Nikko AM Multi-Strategy Fund

TOP 10 INVESTMENTS

	Name	% of fund net assets	Type	Country	Credit rating (if applicable)
1	ANZ W/S International Share Fund	40.68%	international equities	NZ	
2	ANZ W/S International Share No 5 Fund	15.21%	international equities	NZ	
3	Salt NZ Dividend Appreciation Fund	10.06%	Australasian equities	NZ	
4	Fisher Institutional Australian Equity Fund	9.73%	Australasian equities	NZ	
5	Hunter Global Fixed Interest Fund	7.61%	international fixed interest	NZ	
6	Fisher Institutional Trans Tasman Equity Fund	5.13%	Australasian equities	NZ	
7	ANZ Fixed Interest Fund	5.10%	New Zealand fixed interest	NZ	
8	ANZ Cash Fund	4.32%	Cash and cash equivalents	NZ	
9	Nikko Global Bond Fund	2.15%	International fixed interest	NZ	
10	Nikko Multi-Strategy Fund	0.01%	Other	NZ	

The top 10 investments make up 100.00% of the fund.

Refer to the Statement of Investment Policy and Objectives for more information which is available from: www.companiesoffice.govt.nz/disclose.

KEY PERSONNEL

This shows the directors and employees who have the most influence on the investment decisions of the fund.

	Name	Current position	Time in current position	Previous or other position	Time in previous or other position
1	David Young	Chairman	6 years, 1 months	Chairman, WISF	30 years
2	Craig Harrison	Deputy Chairman	1 year, 4 months		
3	Simon Brodie	Licensed Independent Trustee	6 years, 1 months	Independent Trustee	2 years, 6 months
4	Ray Welson	Chair, Investment Committee	6 Years, 1 month	Chair, Investment Committee, WISF	5 years
5	Ben Trollip	Investment Consultant	5 years, 1 month		

FURTHER INFORMATION

You can also obtain this information and some additional information from the offer register at:

www.companiesoffice.govt.nz/disclose.

NOTES

1. The Maritime KiwiSaver Scheme Growth Fund only commenced on 1 October 2021 and therefore has not yet been in operation for 5 years. The risk indicator for this Fund has been calculated using composite index returns data for the period 1 April 2017 to 30 September 2021, and actual returns for the period 1 October 2022 to 31 March 2022. As a result of composite index returns data being used, the risk indicator may provide a less reliable indicator of the potential future volatility of this Fund